









MONTAGEANLEITUNG

-  MONTAGEANLEITUNG
-  ASSEMBLY INSTRUCTION
-  DE INSTRUCTIE VAN DE ASSEMBLAGE
-  ISTRUZIONI DI MONTAGGIO
-  INSTRUCCIÓN DE ASAMBLEA
-  INSTRUCTION DE MONTAGE
-  NÁVOD K MONTÁŽI
-  MONTERINGSANVISNING

-  MONTAJ TALIMATI
-  ASENNUSOHJE
-  BRUGSANVISNING
-  BRUKSANVISNING
-  UPUTE ZA MONTAŽU
-  NAVODILA ZA MONTAŽO
-  SZERELÉSI ÚTMUTATÓ
-  INSTRUCTIUNI DE MONTAJ



Modell-Nr.

12040

ART.-NR. FRONT KORPUS

12042 **Rot** (ähnl. RAL 3002) Silber

12047 **Ultramarinblau** (RAL 5002) Silber

12046 Silber **Schwarz** (RAL 9005)

Friedrich Küpper GmbH
Friedrich-Küpper-Weg
54570 Berlingen
Deutschland

Telefon +49 (0) 65 91 - 95 42 0
Telefax +49 (0) 65 91 - 95 42 17
E-Mail info@friedrich-kuepper.de
Internet www.friedrich-kuepper.de

EINZELTEILE / PIECES

1× **A**

772 mm × 475 mm

Art.-Nr. E0154 (Silber/silver)
Art.-Nr. E0155 (Schwarz/black)



1× **C**

1057 mm × 473 mm

Art.-Nr. E0179 (Silber/silver)
Art.-Nr. E0180 (Schwarz/black)



1× **B**

772 mm × 475 mm

Art.-Nr. E0165 (Silber/silver)
Art.-Nr. E0166 (Schwarz/black)



1× **D**

1057 mm × 473 mm

Art.-Nr. E0191 (Silber/silver)
Art.-Nr. E0192 (Schwarz/black)



1× **F**

645 mm × 450 mm

Art.-Nr. E0211 (Silber/silver)
Art.-Nr. E0212 (Schwarz/black)



1× **E**

985 mm × 480 mm

Art.-Nr. E0198 (Silber/silver)



1× **K**

403 mm × 468 mm

Art.-Nr. E0230 (Silber/silver)
Art.-Nr. E0227 (Rot/red)
Art.-Nr. E0229 (Blau/blue)



1× **Y**

1200 mm × 600 mm

Art.-Nr. E0255



1× **L**

400 mm × 25 mm

Art.-Nr. E0233 (Silber/silver)
Art.-Nr. E0234 (Schwarz/black)



5× **J**

450 mm × 120 mm

Art.-Nr. E0224 (Silber/silver)



5× **H**

450 mm × 445 mm

Art.-Nr. E0215 (Silber/silver)



5× **I**

470 mm × 130 mm

Art.-Nr. E0221 (Silber/silver)
Art.-Nr. E0218 (Rot/red)
Art.-Nr. E0220 (Blau/blue)




5× **X**

450 mm × 20 mm

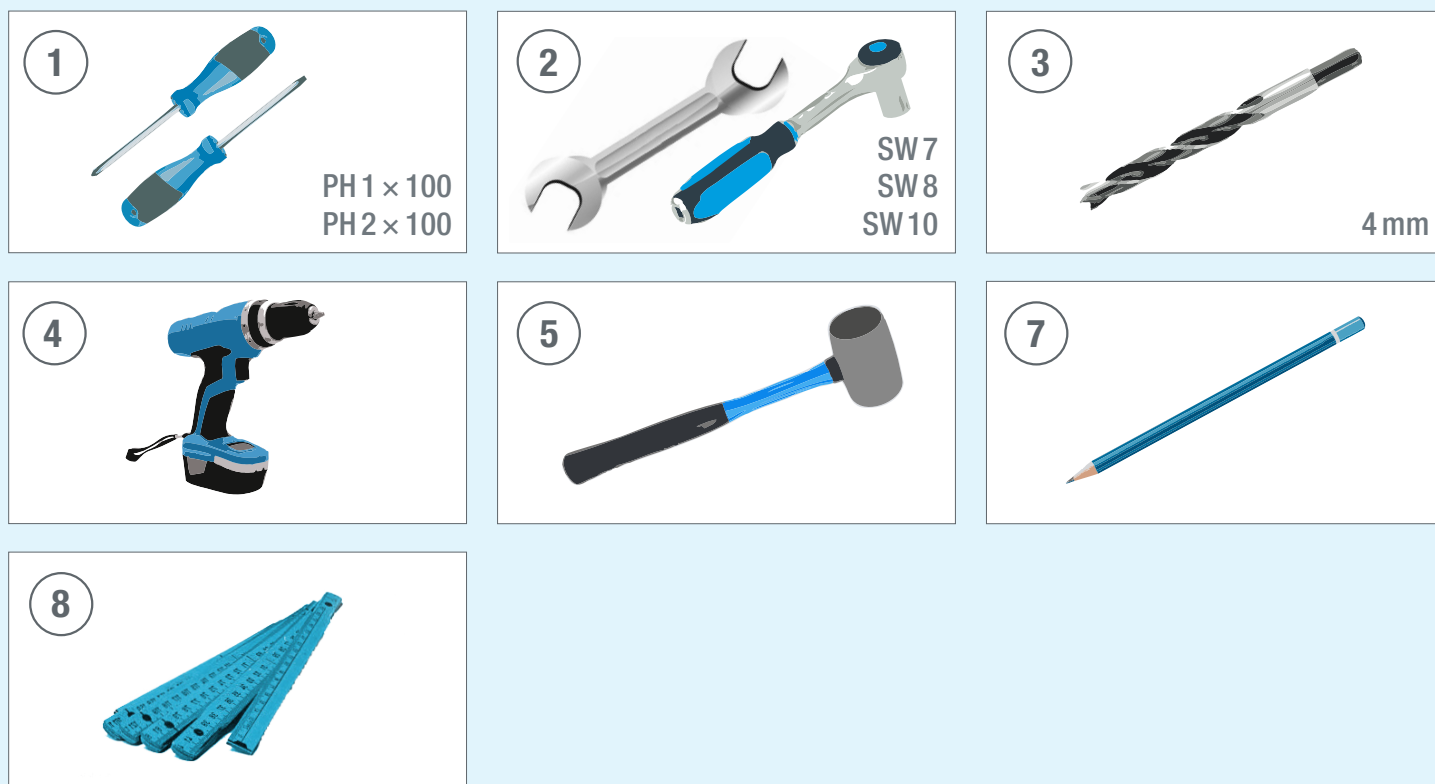
Art.-Nr. E0252 (Schwarz/black)



BEUTELINHALT / BAG CONTENT




BENÖTIGTES WERKZEUG / NEEDED TOOLS



1. WICHTIG / IMPORTANT



2.  2x M5  2x M5 x 10  2x 5,3 MM



3.



4.

2x M5 2x M5 x 10 2x 5,3MM

② SW 8 ① PH 2 x 100



ZU SCHRITT 2. / IN ADDITION TO STEP 2.

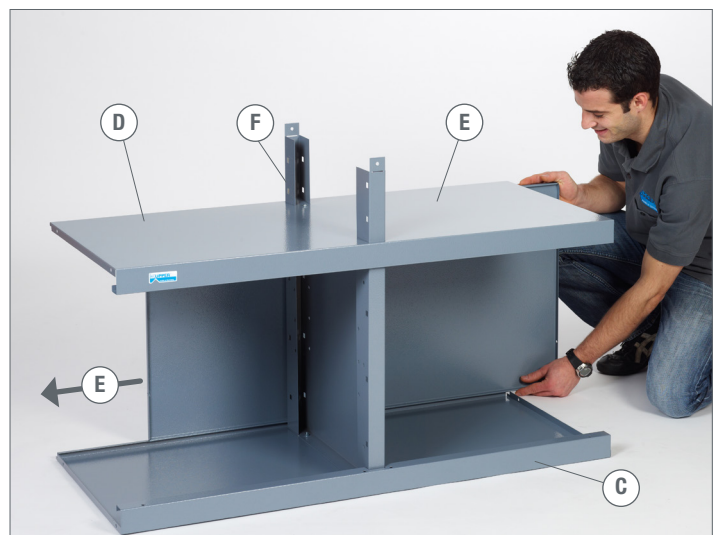
② SW 8 ① PH 2 x 100



5.



6.



7. WICHTIG / IMPORTANT



8. WICHTIG / IMPORTANT



9. 6x M5 6x M5 x 10 6x 5,3MM ② SW 8 ① PH 2 x 100



10. 6x M5 6x M5 x 10 6x 5,3MM ② SW 8 ① PH 2 x 100



11. 4x M8 4x 4x 4x



12. 5



13. 2x KU 4x16 1x PH2x100



14.



15.  2x




16.



17.

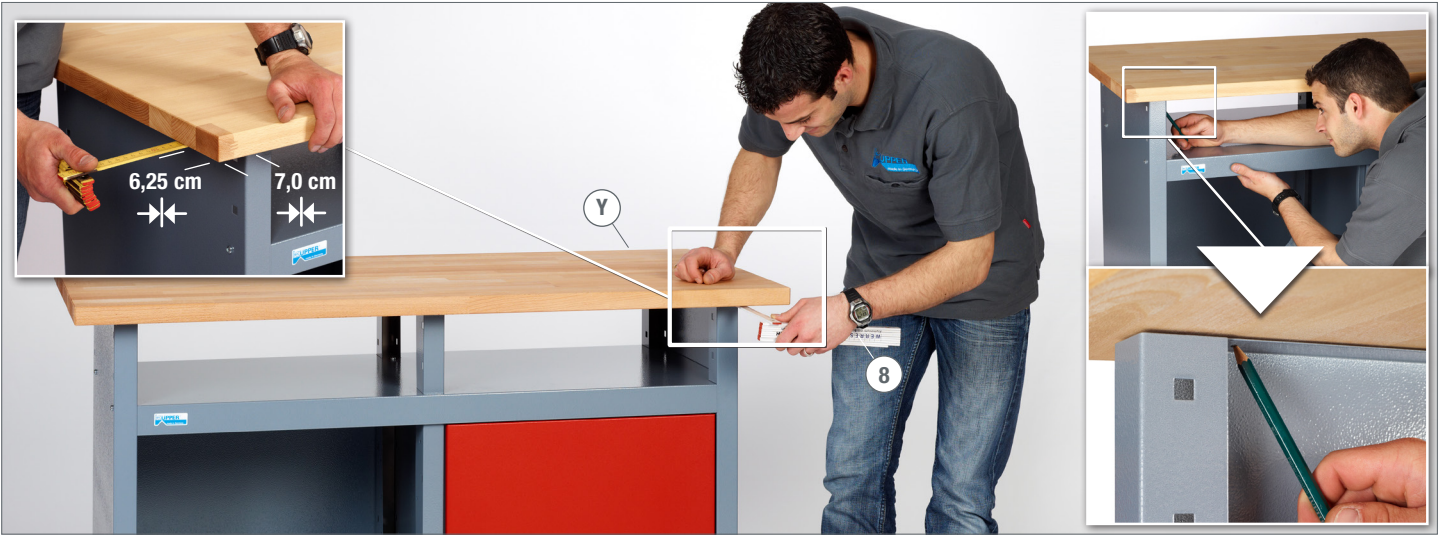


18.  1x  1x



19.

⑧  ⑦ 



20.

④  ③ 



21.

6 x 5,5 x 19

②  ② 
SW 8 SW 8



22.

⑩
5 x CR



23.

⑩
5 x CL




24. 10x M4 10x M4x10

② SW7 ① PH1x100




25. 30x M4 30x M4x10


② SW7 ① PH1x100



26.



27.



28.



29.

10x KU4 x 16

5x



1

PH2 x 100



30.





Modell-Nr.

12040